

REQUEST SHEET AND TEST COVID-19

A video tutorial on the test concept can be found here or via the QR code on the right (in german language):
<http://laax.com/safemounfain>



Auftragsbogen COVID-19
Request sheet COVID-19

SWISSAnalysis

1. Name, Vorname, Nachname (in block letters)

2. Consent to transmission of results and privacy policy

3. Signature

- 1 Fill out the fields for personal data using block letters
Name, address, phone number, email, birthday, sex
- 2
 - Check consent to the transmission of results
 - Check consent to privacy policy
- 3
 - Note date and time of sampling
 - Do not forget signature!



- 4 Stick one barcode lengthwise onto the white field of the sample tube.
- 5 Stick another barcode on edge in the top left corner of the „Barcode“ field on the request sheet.
- 6 Saline solution for saliva gargle water test.



TESTING (on an empty stomach, directly after getting up!)

- Cough 2x with closed mouth.
- Twist off the lid of the saline solution, empty it completely into your mouth and gargle/rinse for approx. 30 seconds.
- Spit liquid into the sample tube and close it well.



- 7 Place the sample tube in the safetybag and close it tightly - by simply peeling off the adhesive foil.

! THE WHITE FLEECE MUST REMAIN IN THE SAFETY BAG!



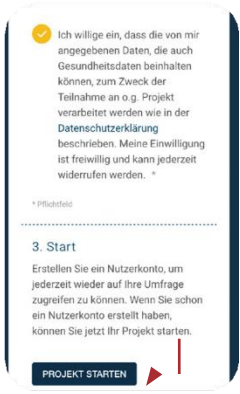
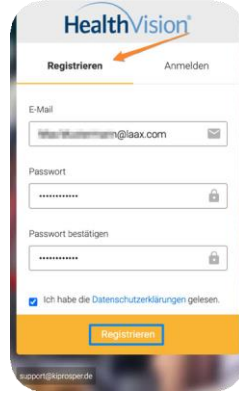
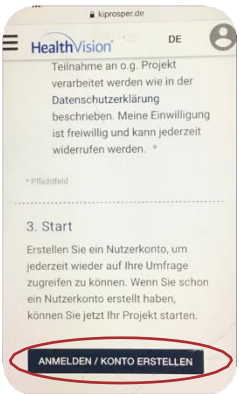
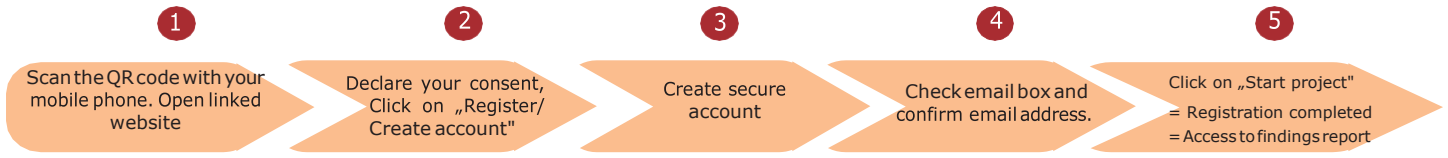
- 8 Return Safetybag AND request sheet to a drop-off point early in the morning (until 09:10 am).

! DO NOT FOLD THE REQUEST SHEET!

! NO RESULT WITHOUT A REQUEST SHEET!

ONLINE-LOGIN FOR QUESTIONNAIRE AND TO SEE THE TEST RESULT

REGISTRATION MUST BE DONE IMMEDIATELY EACH TEST NEEDS AN INDIVIDUAL REGISTRATION



A delayed registration may result in not being able to view the test results!
 The registration on the online platform must be done immediately after handing in the test sample!
EACH TEST NEEDS AN INDIVIDUEL REGISTRATION WITH AN INDIVIDUAL EMAIL ADDRESS
THIS REPORT IS NOT FOR TRAVELLING OR TO PASS ANY BORDERS

LOGIN

